

Co-production

Impact

scie

EASY READ SUMMARY



1) What is impact?



Impact is the objective of a project. It is the change or improvement that everybody involved is aiming to achieve in the end.

2) Why is impact important?



Impact shows the importance of co-production in social care, and makes a case for governments and organisations to invest more money and effort into co-production.

If we can showcase impact, we have more chances to convince everyone to prioritise co-production and invest time and resources towards it.

3) There are three important parts to understanding impact:



a) The journey

All the **activities** that people get involved in co-production that will help to make small changes and improvements that will add up to create the impact.

E.g. workshops, meetings, events, steering groups, and one-to-one conversations.



b) The impact

The difference that all co-production activities together will make in the end.

E.g. having more people co-producing at Care With Care by creating a co-production guide that is easy to follow and useful for everyone.

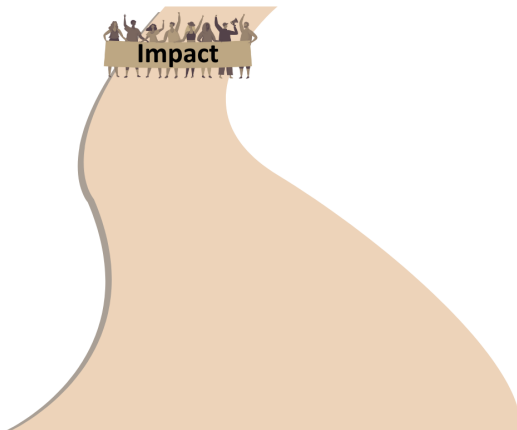


c) The change

The changes that remain in place after all activities have been completed and the project has ended.

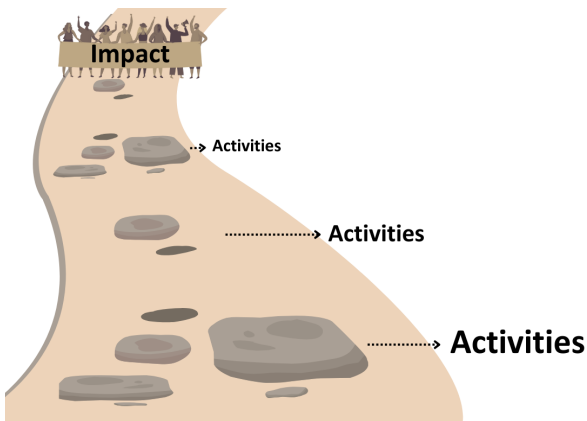
E.g. more people taking part in co-production due to a change in culture. Co-production becomes part of the day-to-day work of Care With Care.

4) The pathway to impact



The pathway

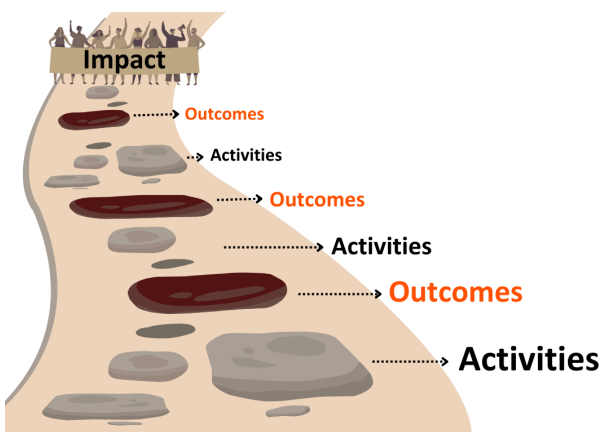
A good way to understand how we can achieve impact is by imagining a path through which everyone involved will walk together.



The stepping stones

Activities

Each co-production activity is an important part of the pathway and will act as a stepping stone to guide everyone towards the impact.



The stepping stones

Outcomes

The activities will help everyone to achieve something. This could be learning and developing new skills, gaining awareness about a specific topic, getting to know people, creating something new, developing ideas and plans for improving services, and much more.

These are called **outcomes**. The outcomes will add up and will help to create a bigger change at the end, which is the impact.

5) Backwards mapping



Outcomes



Impact

Activities

Backwards mapping is a way to think about how the activities and outcomes will be connected to form the pathway towards impact.

It is called backwards mapping because we start from the end (impact), and then we move backwards to think about the outcomes and activities. This allows us to keep the impact in mind so that all the activities lead to an achievement.



Impact

First, think about the impact that you want to achieve.

Think about the impact in two parts:

- The impact that the project is going to achieve.
 - E.g. create a day centre for people with learning disabilities.
- The impact that co-production will make on the project.
 - E.g. make the day centre how people would like it to be, that will meet their needs and preferences, and that more people will be happy to use.



Outcomes

Now think about the outcomes that need to be achieved. These will be the stepping stones in the pathway, as explained in part 4.

Think about the outcomes in two parts.

- The outcomes that the project is going to achieve. E.g.:
 - a. To have a detailed plan for all activities to be offered by the day centre.
 - b. To engage with the community to talk about the day centre and gather ideas.
- The outcomes that co-production is going to achieve. E.g.:
 - a. Individuals making decisions on the plan, making sure that activities will address people's needs.
 - b. Individuals actively speaking to people in the community to talk about the day centre and gather ideas.



Activities

Lastly, think about the activities that are needed to achieve each outcome.

Some outcomes may need more than one activity and some activities may help to achieve more than one outcome.

Think about the activities in two parts.

- The project's activities. E.g.:
 - a. To have a series of meetings to create a detailed plan for all activities to be offered by the day centre.
 - b. To meet with the community to hear about their needs and



- expectations to for the day centre.
- Co-production activities. E.g.:
 - a. Create a co-production group formed by people from the community who would use the day centre.
 - b. The co-production group takes part in all planning meetings and helps to make decisions about all activities to be delivered by the day centre.
 - c. Individuals helping to organise and run a series of encounters with the community to learn about their needs and expectations for the day centre.